

Sewer mirrors made of polished stainless steel

<https://ehle-hd.com/en/product/sewer-mirror/>










The latest generation of **sewer mirrors** are made of polished stainless steel. Durability and sharp image reproduction characterize them. An easy-to-operate clamping and adjustment mechanism enables the selected sewer mirrors to be changed and adjusted quickly. With the telescopic rod that can be extended up to 6 m and the EX-protected rod lamp you can reach every angle to be examined.

Features

- Mirror rod telescopic to 6 m
- sewer mirror made of polished stainless steel
- special clamping and adjustment mechanism for quick and easy adjustment

Attributes

Image	SKU	Productname	Attributes	LxWxH & Weight
	1130150	Telescopic sewer mirror rod	length: 4x 1500 mm	1500 × 40 × 40 mm 1.80
	1130156	sewer mirror - type 1	type: type 1 (280 x 150 mm)	280 × 150 × 20 mm 0.39
	1130158	sewer mirror - type 2	type: type 2 (365 x 240 mm)	365 × 240 × 20 mm 0.76
	1130160	sewer mirror - type 3	type: type 3 (395 x 180 mm)	395 × 180 × 20 mm 0.73
	1130162	sewer mirror - type 4	type: type 4 (525 x 240 mm)	524 × 240 × 20 mm 1.10
	1130154	LED bulb lamp incl. mount (Ex-protection)	type: EX-protection complete set	100 × 30 × 30 mm 0.18
	1130165	Mirror case for type 1-4	type: accessories	560 × 200 × 500 mm 3.40