

ROM900 - sewer cleaning trailer

<https://ehle-hd.com/en/product/rom900-sewer-cleaning-trailer/>



The **professional ROM 900 pipe cleaning trailer** is suitable for unblocking and cleaning house connection and main wastewater pipes up to Ø 600 mm. Other possibilities also include the removal of oil traces, graffiti, surface and drainage cleaning.

The ROM 900 has a 270° swivel high-pressure reel that extends 1 metre beyond the trailer. The reels are positioned at an optimal working height. In addition, the flushing trailer has a practical storage container for hoses and accessories.

Features

available pump capacity:

- 60 litres / 200 bar (33 hp Kubota petrol engine)
- 75 litres / 150 bar (33 HP Kubota petrol engine)
- 75 litres / 200 bar (58 HP Kubota petrol engine)
- 100 litres / 155 bar (58 HP Kubota petrol engine)

Range of application

- up to pipe diameter 600 mm

Chassis

- hot-dip galvanised chassis with 14" wheels
- Axle with rubber suspension
- Parking/hand brake
- Overrun brake with automatic reversing device
- Light bar LED lighting 12 Volt
- Solid, adjustable support wheel
- European type certificates
- Sheet metal parts (powder coated in RAL 7016 anthracite grey)

page 1



- Shock and scratch resistant side and bottom panels in PE (RAL 7016 anthracite grey)
- Polyester parts (top side) as standard with gelcoat finish in special colour RAL 9010 pure white

HP jetting unit

- SPECK 3 cylinder plunger pump with ceramic plungers
- Toothed belt drive
- Low-water protection with release switch (float switch in the water tank)
- various accessories, such as an infinitely adjustable pressure regulator, a pressure gauge and a water filter with automatic water stop and washable filter element

Reels

- 80m 1/2" (DN 13) flexible HP hose with steel core (max. working pressure 300 bar)
- or 80m 5/8" (DN16) for the flushing trailer with the capacity 100 litres/155 bar
- 270° swivelling galvanised high pressure reel mounted on an ergonomic working height with manual foldable hose guide suitable for up to 120m 1/2" (DN13) high pressure hose
- hydraulic drive incl. speed regulation and freewheel
- galvanised filling hose reel with hand crank and 50 m filling hose 3/4", mounted on an ergonomic working height

Watertank

- optimum capacity up to 900 litres (PE; RAL 7016 anthracite grey)
- External level indicator
- Screw lid with large opening; ideal for cleaning
- Low positioned tank for a low centre of gravity
- Tank shape minimises sloshing of water

Engines

- 24.2 kW / 33 HP Kubota WG972 industrial petrol engine with water cooling or
- 42.5 kW / 58 HP Kubota WG1605 industrial petrol engine with water cooling
- 30 litre transparent fuel tank
- New engine generation with modern fully electronic engine control, Canbus technology and catalytic converter
- EU Stage V technology reduces emission levels
- Lower noise level due to water cooling

- Electric starting system, temperature monitoring and oil pressure monitoring
- Super silenced: 72 dB (A)
- Noise damping material under the bonnet





Standard accessories

- Two spacious tool boxes (on both sides of the trailer, with locks)
- Additional open storage box at the rear of the trailer (e.g. for the suction injector hose or similar.)
- iROM Machine control: All functions and every possible working status of the machine is shown on the display (hour meter and rev counter, etc.)
- 12V accessory connector
- Electrical system divided into several separately secured groups
- 2x pipe cleaning nozzles
- Nozzle holder
- Spray gun with lance and flat spray nozzle
- 360° rotating beacon (LED) with stand

further options

- up to 120 m HP hose instead of 80 m
- 2nd HD reel instead of filling reel (can also be operated hydraulically)
- 10 channel radio remote control instead of 8 channel for extended functions
- Fixed Storz-C filling connection
- Suction for antifreeze
- Painting according to RAL colour

Attributes

Image	SKU	Productname	Attributes	LxWxH & Weight
	RO02294501	ROM900 petrol comfort - 150/75	work range: up to 600 mm power: 75 litres / 150 bar engine: Kubota petrol engine - 33 hp water tank: 900 litres - PE type: remote control HP-hose: 1/2 with 80 m length	4150 × 1770 × 1470 mm 950
	RO02292501	ROM900 petrol comfort - 200/60	work range: up to 600 mm power: 60 litres / 200 bar engine: Kubota petrol engine - 33 hp water tank: 900 litres - PE type: remote control HP-hose: 1/2 with 80 m length	4150 × 1770 × 1470 mm 950
	RO02296501	ROM900 petrol comfort - 200/75	work range: up to 600 mm power: 75 litres / 200 bar engine: Kubota petrol engine - 58 hp water tank: 900 litres - PE type: remote control HP-hose: 1/2 with 80 m length	4150 × 1770 × 1470 mm 950
	RO02298501	ROM900 petrol comfort - 155/100	work range: up to 600 mm power: 100 litres / 155 bar engine: Kubota petrol engine - 58 hp water tank: 900 litres - PE type: remote control HP-hose: 5/8" with 80 m length	4150 × 1770 × 1470 mm 950