

## pick nozzles three-sided

<https://ehle-hd.com/en/product/pick-nozzles-three-sided/>



The **three-sided pick nozzles** are used for picking up hard blockages of any kind, such as mineral deposits, ice, mud crusts, sand, hardened grease, etc. The pick nozzles generate kinetic energies and ram the pick blades into the deposits. The front nozzles penetrate the material, cut it up and flush away the loose material.








### Features

- Removal of pipe blockages from DN 40 - 500 mm, such as mineral deposits, ice, sludge crusts, sand, hardened grease
- for cleaning blocked pipes, sewers and drainages
- for medium performance and posture lengths
- **can be used on vehicles with water recovery**

### Nozzle inserts:

The nozzles are fitted as standard with all-ceramic or ceramic-in-VA nozzle inserts. Other nozzle inserts are available on request. In order to optimally match the nozzle to the flushing unit, we require the pump capacity (litres per minute), the working pressure (bar) as well as the length, diameter and material of the high-pressure hose.

## Attributes

Image	SKU	Productname	Attributes	LxWxH & Weight
	1100150	1/4" pick nozzle three-sided - CP025	<b>connection:</b> 1/4" female thread <b>application from:</b> from 40 mm <b>water supply:</b> from 15 lpm <b>thrust nozzles:</b> 4x with bore <b>thrust jet angle:</b> 25° <b>front nozzles:</b> 4x with bore <b>front jet angle:</b> 15° / 0°	33 × 19 × 19 mm 0.08
	1100151	3/8" pick nozzle three-sided - CP038	<b>connection:</b> 3/8" female thread <b>application from:</b> from 40 mm <b>water supply:</b> from 25 lpm <b>thrust nozzles:</b> 4x M4 <b>thrust jet angle:</b> 25° <b>front nozzles:</b> 4x M4 <b>front jet angle:</b> 15° / 0°	45 × 25 × 25 mm 0.10
	80-3902-0000	1/2" pick nozzle three-sided - CP050	<b>connection:</b> 1/2" female thread <b>application from:</b> from 50 mm <b>water supply:</b> from 50 lpm <b>thrust nozzles:</b> 3x M6 <b>thrust jet angle:</b> 25° <b>front nozzles:</b> 4x M4 <b>front jet angle:</b> 15° / 0°	56 × 35 × 35 mm 0.20
	80-3903-0000	3/4" pick nozzle three-sided - CP075	<b>connection:</b> 3/4" female thread <b>application from:</b> from 70 mm <b>water supply:</b> from 100 lpm <b>thrust nozzles:</b> 3x M6 <b>thrust jet angle:</b> 25° <b>front nozzles:</b> 4x M6 <b>front jet angle:</b> 15° / 0°	75 × 40 × 40 mm 0.40
	80-3904-0000	1" pick nozzle three-sided - CP100L	<b>connection:</b> 1" female thread <b>application from:</b> from 100 mm <b>water supply:</b> from 150 lpm <b>thrust nozzles:</b> 6x M6 <b>thrust jet angle:</b> 25° <b>front nozzles:</b> 4x M6 <b>front jet angle:</b> 15° / 0°	88 × 48 × 48 mm 0.50
	80-3905-0000	1" pick nozzle four-sided - CP100	<b>connection:</b> 1" female thread <b>application from:</b> from 150 mm <b>water supply:</b> from 200 lpm <b>thrust nozzles:</b> 6x M10 <b>thrust jet angle:</b> 25° <b>front nozzles:</b> 5x M10 <b>front jet angle:</b> 15° / 0°	185 × 70 × 70 mm 3.20
	80-3906-0000	1 1/4" pick nozzle three-sided - CP125	<b>connection:</b> 1 1/4" female thread <b>application from:</b> from 150 mm <b>water supply:</b> from 200 lpm <b>thrust nozzles:</b> 6x M6 <b>thrust jet angle:</b> 25° <b>front nozzles:</b> 4x M6 <b>front jet angle:</b> 15° / 0°	100 × 60 × 60 mm 1.0