

nozzle swivel joints

<https://ehle-hd.com/en/product/nozzle-swivel-joints/>








The **nozzle swivel joints of stainless steel** are used on large sewer cleaning nozzles, e.g. on root cutters, bottom cleaners or similar.

The high-pressure swivel joints have particularly good smooth-running properties, 3 bearings, a robust design and do not lead to pressure losses in the amount of water to be carried out.

Features

- can be combined with heavy clearing nozzles, e.g. Super and Twister Bully nozzles
- for skid guided spinning tools, e.g. hydraulic root cutter, type HWA and HWB
- or the Multi-Power nozzle type MPF for large profiles

Attributes

Image	SKU	Productname	Attributes	LxWxH & Weight
	1120330	1/2" nozzle swivel Joint	connection: 1/2" female thread	110 × 50 × 50 mm 1.00
	1120331	3/4" nozzle swivel Joint	connection: 3/4" female thread	115 × 56 × 56 mm 1.20
	1120334	1" nozzle swivel Joint	connection: 1" female thread	120 × 60 × 60 mm 1.45
	1120336	1 1/4" nozzle swivel joint	connection: 1 1/4" female thread	130 × 60 × 60 mm 1.40
	1120337	1 1/2" nozzle swivel joint	connection: 1 1/2" female thread	140 × 80 × 80 mm 1.50