

House connection packer 80-125

<https://ehle-hd.com/en/product/house-connection-packer-50-70-kopie/>










The **house connection packers DN 80 - 125 mm** were designed especially for short and long liners in the sewer rehabilitation. For us, lightweight construction and universal application were key. The red special extensible hose made of a soft rubber ensures very smooth contract surfaces and optimum transitions to the liner.

Available up to 10 m in length - special sizes on request.

Features

- the rounded, lightweight aluminum cast couplings ensure an easy and trouble free installation; equipped with drawbar eye and air coupling
- raw dimension \varnothing 65 mm
- red, highly extensible hose (extension max. threefold outer diameter) with friction-resistant external sheet (smooth wrap, chequered fabric)
- Temperature range between -25°C and $+60^{\circ}\text{C}$
- **max. 2.5 bar (36.2 psi) operation pressure**

Attributes

Image	SKU	Productname	Attributes	LxWxH & Weight
	2002121	House connection packer 80-125 / 0.6 m	length: 600 mm contact length: approx 500 - 400 mm operating pressure: 2.5 bar (36.2 psi)	600 × 65 × 65 mm 1.30
	2002122	House connection packer 80-125 / 0.8 m	length: 800 mm contact length: approx 700 - 600 mm operating pressure: 2.5 bar (36.2 psi)	800 × 65 × 65 mm 1.50
	2002123	House connection packer 80-125 / 1.0 m	length: 1,000 mm contact length: approx 850 - 700 mm operating pressure: 2.5 bar (36.2 psi)	1000 × 65 × 65 mm 1.60
	2002120	House connection packer 80-125 / 1.2 m	length: 1,200 mm contact length: approx 1,050 - 900 mm operating pressure: 2.5 bar (36.2 psi)	1200 × 65 × 65 mm 1.70
	2002125	House connection packer 80-125 / 1.5 m	length: 1,500 mm contact length: approx 1,350 - 1,200 mm operating pressure: 2.5 bar (36.2 psi)	1500 × 65 × 65 mm 2.20
	2002127	House connection packer 80-125 / 2.0 m	length: 2,000 mm contact length: approx 1,850 - 1,700 mm operating pressure: 2.5 bar (36.2 psi)	2000 × 65 × 65 mm 2.70
	2002129	House connection packer 80-125 / 3.0 m	length: 3,000 mm contact length: approx 2,850 - 2,700 mm operating pressure: 2.5 bar (36.2 psi)	3000 × 65 × 65 mm 3.80



2002131

House connection packer 80-125 /
6.0 m

length: 6,000 mm

contact length: approx 5,850 -
5,700 mm

operating pressure: 2.5 bar (36.2 psi)

6000 × 65 × 65 mm
7.00