

Hose nozzles

<https://ehle-hd.com/en/product/hose-nozzles/>






The **nozzle for high pressure hoses** makes it possible to work in long hose technology.

Whereby no single long high-pressure hose is used, which can be operated from a cleaning nozzle will be drawn. The propulsion nozzle allows the propulsion and combination of 2 or more HP hoses. Thus, long postures can be cleaned without problems. It can also be used as an additional nozzle for pipes with steep slopes.

Features

- use for cleaning long hoses from landfills or special applications in which the static friction of the hose becomes too high e.g. corroded steel pipelines
- the egg shape prevents the nozzle from getting caught when the HP hose is retracted, and the shape also allows easy gliding

Attributes

Image	SKU	Productname	Attributes	LxWxH & Weight
	1100077	Hose nozzle 1" female to 1" male	connection: 1" female thread application from: 200 mm and above water supply: from 200 lpm thrust nozzles: 8x M6 thrust jet angle: 25°	120 × 55 × 55 mm 1.10
	1100076	Hose nozzle 1 1/4" female to 1" male	connection: 1 1/4" female thread application from: 200 mm and above water supply: from 300 lpm thrust nozzles: 10x M6 thrust jet angle: 25°	130 × 65 × 65 mm 1.00
	1100075	Hose nozzle 1 1/4" female to 1 1/4" male	connection: 1 1/4" female thread application from: 200 mm and above water supply: from 300 lpm thrust nozzles: 10x M6 thrust jet angle: 25°	130 × 65 × 65 mm 1.10