

hose guides

<https://ehle-hd.com/en/product/hose-guides/>






The **hose guides** not only protect the high-pressure hose, they are also indispensable for good pulling and cleaning performance of your nozzle tools. The devices are equipped with guide rollers and are characterised by simple handling and durable, robust construction.

Note: All hose guides are supplied with 10 m working rope.

Features

- extremely robust and galvanized steel construction
- with smooth-running plastic rollers with stainless steel axle
- rollers and axle can be changed easily
- 10 m working rope included

Attributes

Image	SKU	Productname	Attributes	LxWxH & Weight
	1130050	hose guide banana mini	application from: 100 mm and above HP-hose: 1/2" to 3/4"	490 x 120 x 245 mm 3.40
	1130051	hose guide banana short	application from: 200 mm and above HP-hose: from 3/4"	670 x 120 x 290 mm 4.60
	1130052	hose guide banana long	application from: 200 mm and above HP-hose: from 1"	780 x 120 x 290 mm 6.40