

## Cone pipe stoppers

<https://ehle-hd.com/en/product/cone-pipe-stopper/>









The **universal cone pipe stoppers** with double cones system allow the universal application with all circular, ovoid, egg-shaped, elliptical, square and rectangular profiles.

They are made of quality Kevlar fabric with a neoprene coating. This makes the cone pipe stoppers particularly resistant to chemicals at low weight and they can be easily repaired if it damaged.

### Features

- to seal and shut-off of all pipe profiles such as circular, ovoid, egg-shaped, elliptical, square and rectangular
- used for leak tests acc. to standard DIN EN 1610
- suitable for backpressures of max. 5 m water head (max. 0.5 bar), with special sponge rubber seal
- resistant against weather and temperatures between -30°C and 80°C
- resistant against chemicals and process water
- ISO 9001 TÜV certified

## Attributes

Image	SKU	Productname	Attributes	LxWxH & Weight
	2001305	Cone pipe stopper 15/40	<b>in round profiles:</b> 150 - 400 mm <b>in egg-shaped profiles:</b> 250/375 <b>operating pressure:</b> 1 bar (14.5 psi) <b>max. backpressure:</b> 0.5 bar (7.25 psi)	N/A 2.0
	2001300	Cone pipe stopper 25/60	<b>in round profiles:</b> 250 - 600 mm <b>in egg-shaped profiles:</b> 250/375 - 400/600 <b>operating pressure:</b> 1 bar (14.5 psi) <b>max. backpressure:</b> 0.5 bar (7.25 psi)	N/A 4.1
	2001301	Cone pipe stopper 40/100	<b>in round profiles:</b> 400 - 1000 mm <b>in egg-shaped profiles:</b> 500/750 - 700/1050 <b>operating pressure:</b> 1 bar (14.5 psi) <b>max. backpressure:</b> 0.5 bar (7.25 psi)	N/A 11.0
	2001302	Cone pipe stopper 60/140	<b>in round profiles:</b> 600 - 1400 mm <b>in egg-shaped profiles:</b> 700/1050 - 1000/1500 <b>operating pressure:</b> 1 bar (14.5 psi) <b>max. backpressure:</b> 0.5 bar (7.25 psi)	N/A 26.0
	2001303	Cone pipe stopper 70/160	<b>in round profiles:</b> 700 - 1600 mm <b>in egg-shaped profiles:</b> 1000/1500 <b>operating pressure:</b> 1 bar (14.5 psi) <b>max. backpressure:</b> 0.5 bar (7.25 psi)	N/A 41.0
	2001304	Cone pipe stopper 120/220	<b>in round profiles:</b> 1200 - 2200 mm <b>in egg-shaped profiles:</b> 1200/1800 - 1400/2100 <b>operating pressure:</b> 1 bar (14.5 psi) <b>max. backpressure:</b> 0.5 bar (7.25 psi)	N/A 89.0