

bypass cone pipe stopper

<https://ehle-hd.com/en/product/bypass-cone-pipe-stopper/>









The **universal test cone pipe stopper** with bypass can be used for all circular, ovoid, egg-shaped, elliptical, square and rectangular profiles. They serve three functions in one: Sealing, testing with water or pressurized air, and bypassing / draining.

The Kevlar fabric with neoprene coating makes the cone pipe stoppers particularly resistant to chemicals at low weight and they can be easily repaired if it damaged.

Features

- bypassing of sewage in case of leaky sewers, retention, and controlled drainage possible in all circular, ovoid, egg-shaped, elliptical, square and rectangular or other profiles
- used for leak inspection acc. to DIN EN 1610 with pressurized air and water
- suitable for backpressures of max. 5 m water head (max. 0.5 bar), with special sponge rubber seal
- resistant against chemicals and process water
- ISO 9001 TÜV certified

Attributes

Image	SKU	Productname	Attributes	LxWxH & Weight
	2001315	bypass cone pipe stopper 15/40	in round profiles: 150 - 400 mm in egg-shaped profiles: 250/375 bypass: 1" Storz-C operating pressure: 1 bar (14.5 psi) max. backpressure: 0.5 bar (7.25 psi)	N/A 3.70
	2001310	bypass cone pipe stopper 25/60	in round profiles: 250 - 600 mm in egg-shaped profiles: 250/375 - 400/600 bypass: 2" Storz-C operating pressure: 1 bar (14.5 psi) max. backpressure: 0.5 bar (7.25 psi)	N/A 10.5
	2001311	bypass cone pipe stopper 40/100	in round profiles: 400 - 1000 mm in egg-shaped profiles: 500/750 - 700/1050 bypass: 2.5" Storz-C operating pressure: 1 bar (14.5 psi) max. backpressure: 0.5 bar (7.25 psi)	N/A 21.0
	2001312	bypass cone pipe stopper 60/140	in round profiles: 600 - 1400 mm bypass: 2.5" Storz-C in egg-shaped profiles: 700/1050 - 1000/1500 operating pressure: 1 bar (14.5 psi) max. backpressure: 0.5 bar (7.25 psi)	N/A 36.0
	2001313	bypass cone pipe stopper 70/160	in round profiles: 700 - 1600 mm in egg-shaped profiles: 1000/1500 bypass: 2.5" Storz-C operating pressure: 1 bar (14.5 psi) max. backpressure: 0.5 bar (7.25 psi)	N/A 52.0
	2001314	bypass cone pipe stopper 120/220	in round profiles: 1200 - 2200 mm in egg-shaped profiles: 1200/1800 - 1400/2100 bypass: 2.5" Storz-C operating pressure: 1 bar (14.5 psi) max. backpressure: 0.5 bar (7.25 psi)	N/A 102