

aluminium test plugs with bypass

<https://ehle-hd.com/en/product/aluminium-test-plugs-with-bypass/>










The **aluminium test plugs** have an over-average cohesive friction. All plugs are fitted with passages to allow bypass installations. The passages of the standard version are fitted with pressure proof blind plugs.







Features

- with blind cap brass
- Aluminium plates combine strength with lightness

Attributes

Image	SKU	Productname	Attributes	LxWxH & Weight
	2000150	Aluminium test plug - Ø50	use: 50 mm (2") clamping range: 49-62 mm bypass: 1/2" max. backpressure: 2.0 bar (29 psi)	48 × 48 × 90 mm 0.22
	2000151	Aluminium test plug - Ø65	use: 65 mm (2 1/2") clamping range: 62-75 mm bypass: 1/2" max. backpressure: 2.0 bar (29 psi)	61 × 61 × 90 mm 0.27
	2000152	Aluminium test plug - Ø75	use: 75 mm (3") clamping range: 73-85 mm bypass: 1/2" max. backpressure: 1.4 bar (20 psi)	72 × 72 × 90 mm 0.30
	2000155	Aluminium test plug - Ø90	use: 90 mm (3 1/2") clamping range: 84-95 mm bypass: 1/2" max. backpressure: 1.0 bar (14.5 psi)	83 × 83 × 90 mm 0.36
	2000156	Aluminium test plug - Ø100	use: 100 mm (4") clamping range: 94-110 mm bypass: 1/2" max. backpressure: 0.7 bar (10 psi)	93 × 93 × 90 mm 0.40
	2000157	Aluminium test plug - Ø115	use: 115 mm (4 1/4") clamping range: 112-120 mm bypass: 1/2" max. backpressure: 0.7 bar (10 psi)	111 × 111 × 90 mm 0.60
	2000160	Aluminium test plug - Ø125	use: 125 mm (5") clamping range: 121-135 mm bypass: 1/2" max. backpressure: 0.7 bar (10 psi)	120 × 120 × 90 mm 0.70

	2000161	Aluminium test plug - Ø150	use: 150 mm (6") clamping range: 148-163 mm bypass: 1/2" max. backpressure: 0.7 bar (10 psi)	147 × 147 × 90 mm 0.80
	2000162	Aluminium test plug - Ø175	use: 175 mm (7") clamping range: 175-200 mm bypass: 1" max. backpressure: 0.5 bar (7.25 psi)	177 × 177 × 160 mm 1.59
	2000165	Aluminium test plug - Ø200	use: 200 mm (8") clamping range: 193-220 mm bypass: 1" max. backpressure: 0.5 bar (7.25 psi)	189 × 189 × 160 mm 1.92
	2000166	Aluminium test plug - Ø225	use: 225 mm (9") clamping range: 213-230 mm bypass: 1" max. backpressure: 0.5 bar (7.25 psi)	212 × 212 × 160 mm 2.06
	2000167	Aluminium test plug - Ø250	use: 250 mm (10") clamping range: 245-270 mm bypass: 1" max. backpressure: 0.5 bar (7.25 psi)	234 × 234 × 200 mm 2.52
	2000164	Aluminium test plug - Ø275	use: 275 mm (11") clamping range: 274-328 mm bypass: 1" max. backpressure: 0.5 bar (7.25 psi)	254 × 254 × 200 mm 3.42
	2000169	Aluminium test plug - Ø300	use: 300 mm (12") clamping range: 295-325 mm bypass: 1" max. backpressure: 0.5 bar (7.25 psi)	297 × 297 × 200 mm 3.45
	2000174	Aluminium test plug - Ø325	use: 325 mm (13") clamping range: 325 - 360 mm bypass: 1" max. backpressure: 0.3 bar (4.3 psi)	324 × 324 × 250 mm 4.75

	2000170	Aluminium test plug - Ø350	use: 350 mm (14") clamping range: 340-375 mm bypass: 1" max. backpressure: 0.3 bar (4.3 psi)	339 × 339 × 250 mm 5.35
	2000163	Aluminium test plug - Ø375	use: 375 mm (15") clamping range: 370-410 mm bypass: 1" max. backpressure: 0.3 bar (4.3 psi)	354 × 354 × 225 mm 5.90
	2000171	Aluminium test plug - Ø400	use: 400 mm (16") clamping range: 390-425 mm bypass: 1" max. backpressure: 0.3 bar (4.3 psi)	389 × 389 × 280 mm 6.95
	2000175	Aluminium test plug - Ø450	use: 450 mm (18") clamping range: 445 - 495 mm bypass: 1" max. backpressure: 0.3 bar (4.3 psi)	445 × 445 × 280 mm 8.75
	2000172	Aluminium test plug - Ø500	use: 500 mm (20") clamping range: 495-520 mm bypass: 2" max. backpressure: 0.3 bar (4.3 psi)	494 × 494 × 280 mm 14.0
	2000173	Aluminium test plug - Ø600	use: 600 mm (24") clamping range: 590-630 mm bypass: 2" max. backpressure: 0.2 bar (3 psi)	589 × 589 × 280 mm 15.0