

## Air pumps and adaptor

<https://ehle-hd.com/en/product/air-pumps-and-adaptor/>







The **air pumps** fill the pipe stops and test bladders. Our pumps have their own pressure gauge and a stable tread with non-slip rubber coating.

With the suitable adapters from car tire valve to air quick coupling, pipe sealing cushions can be filled directly or by means of a control element. (See adaptor)

### Features

- with manometer
- stable tread surface with non-slip rubber coating

## Attributes

Image	SKU	Productname	Attributes	LxWxH & Weight
	2001520	Foot air pump with two cylinders		305 × 165 × 100 mm 2.20
	2001521	Floor air pump		700 × 290 × 90 mm 3.00
	2001522	Adapter - Air pump to inflatable stopper	<b>length:</b> 1 m	1000 × 20 × 20 mm 0.25
	2001523	Adapter - Air pump to fitting controller	<b>length:</b> 1 m	1000 × 20 × 20 mm 0.25